

4 SEASONS

P130

multi tool

HYDROSTATIC GEARBOX



RUNNING SPEED

0-3 Km/h   0-7 Km/h

PROFESSIONAL



P130

ENGINE	B&S	B&S	Honda
	3125 PB	3130 Intek	GXV390
	344 cc	344 cc	389 cc
	6.9 kW	7.8 kW	7.6 kW
	Petrol	Petrol	Petrol

STARTER	recoil	recoil & electric	recoil or recoil & electric
----------------	--------	-------------------	-----------------------------

HANDLEBAR vertically and laterally adjustable + storage position

TRANSMISSION 2 independent hydrostatic transaxels ZT-2200 (EZT)
max slope: 25°
max torque: from 0 to 291 Nm

PTO  multi-plate clutch
vertical PTO with coupling

SLOPE ENGINE -

STEERING SYSTEM  PAS (powered assisted steering)

DRIVE WHEELS tyres, tractor profile (18x9.5-8")

NET WEIGHT	162 kg	167 kg	169kg / 174kg
-------------------	--------	--------	---------------

DIMENSIONS 97x169x128(h)

P130 ALPINE

ENGINE	Honda	B&S	B&S
	GXV390	4195 Intek	Vanguard
	389 cc	500 cc	V-Twin 479 cc
	7.6 kW	11.7 kW	11.9 kW / 16 HP
	Petrol	Petrol	Petrol

STARTER	recoil & electric	recoil & electric	electric
----------------	-------------------	-------------------	----------

HANDLEBAR vertically and laterally adjustable + storage position

TRANSMISSION 2 independent hydrostatic transaxels ZT-2800 advanced
max slope: 45°
max torque: from 0 to 406 Nm

PTO  multi-plate clutch
vertical PTO with coupling


SLOPE ENGINE electronic board and actuator for tilting of the engine

STEERING SYSTEM  PAS (powered assisted steering)

DRIVE WHEELS tyres, tractor profile (18x9.5-8")

NET WEIGHT	178 kg	175 kg	184 kg
-------------------	--------	--------	--------

DIMENSIONS 97x169x128(h)

	GR. WEIGHT	194-216 KG
	PACKAGING	144X97X95(H) CM
	PALLET	147X100X190(H) CM / Q* 2PCS



FOLDING HANDLEBAR
for placing into storage
position via control
console



CONTROL CONSOLE
speed management, tool
connection, work mode,
adjustment management



ADJUSTABLE HANDLEBAR
laterally (3 positions) and
vertically
(7+1 positions)



SLOPE ENGINE
with electronic board and
actuator, maximum side
slope 40-45°



TOOL COUPLING
vertical coupling with
instant handlebar
connection system



PAS STEERING SYSTEM
servo-assisted
zero turn



AS STANDARD



ALPINE VERSION



PATENTED



4 SEASONS

P130

multi tool

WHEELS & EXTENSIONS



IRON WHEELS

Track EZT 96 cm
Track ZT 99 cm

 **GROSS WEIGHT** 37 KG
PACKAGING 52X52X55(H) CM



SMALL TYRES

Track EZT 81.6 cm
Track ZT 84.6 cm

 **GROSS WEIGHT** 20 KG
PACKAGING 52X52X55(H) CM



IRON EXTENSION FOR TYRES

Track ZT
137.5 cm *Alpine

 **GROSS WEIGHT** 38 KG
PACKAGING 52X52X55(H) CM



SNOW CHAINS

For standard pneumatic wheels 18x9.5-8"

 **GROSS WEIGHT** 3 KG
PACKAGING 52X52X55(H) CM



IRON EXTENSION FOR IRON WHEELS

Track ZT
149 cm *Alpine

 **GROSS WEIGHT** 31.5 KG
PACKAGING 52X52X55(H) CM



CLAWED WHEELS

Track ZT
151 cm *Alpine

 **GROSS WEIGHT** 20 KG
PACKAGING 52X52X55(H) CM

DOUBLE ROTARY SCYTHE

OPERATION cutting discs (x2) with 4 inclined, pivoting and retractable blades

WORK WIDTH 115 cm

ADJUSTMENTS fixed cutting height at 5 cm

TRANSPORT WHEELS two pivoting and tilting front wheels

OTHER

- protective sheet
- double-toothed drive belt
- automatic braking system
- idle rotating counter discs
- reinforced steel discs


NET WEIGHT 127 kg

DIMENSION 120x128x65(h) cm

 **G.WEIGHT** 142 KG - **PACKAGING** 130x120x65 (H) CM - **PALLET** 130x120x130 (H) CM / Q* 2PCS




TRANSPORT WHEELS



PIVOTING BALDES (X4 EACH)



DOUBLE ROTARY DISC



4 SEASONS

P130

multi tool

FLAIL MOWER

OPERATION	ø 30 cm horizontal axis rotor with 32 floating knives
WORK WIDTH	80 cm
ADJUSTMENTS	cutting height 2<->10 cm with wheels 2<->7 cm with skids
TRANSPORT WHEELS	pivoting on tilting axle
OTHER	-
NET WEIGHT	100 kg
DIMENSION	94x100x70(h) cm



 G.WEIGHT 115 KG - PACKAGING 109X97X54(H) CM - PALLET 109X97X162(H) CM / Q* 3PCS

GRASSLAND MOWER

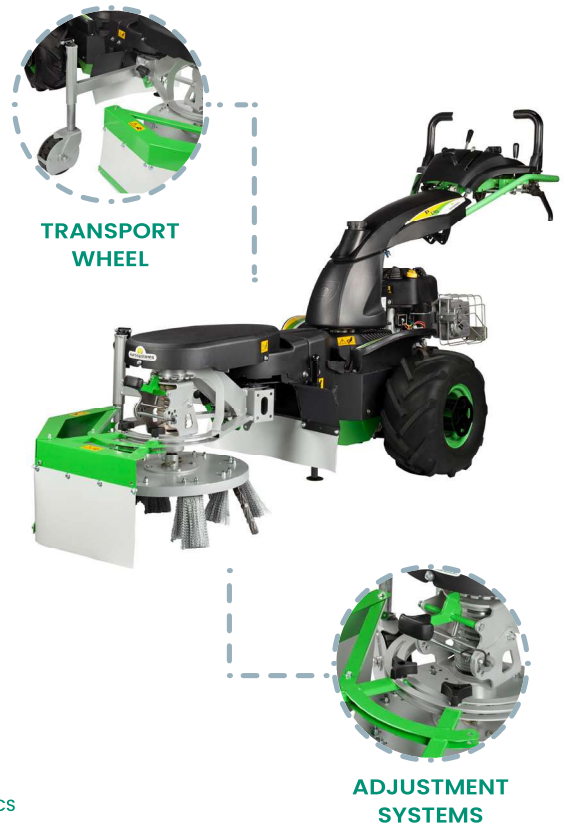
OPERATION	double rotor with vertical axis with 8 pivoting blades (4 each)
WORK WIDTH	92 cm
ADJUSTMENTS	cutting height 5 - 7 - 9 cm with fixed positions
TRANSPORT WHEELS	single, quick release
OTHER	<ul style="list-style-type: none">mulching cutting cap2 ballasts 4 kg each.
NET WEIGHT	76 kg
DIMENSION	97x117x61(h) cm




 G.WEIGHT 81 KG - PACKAGING 109X97X54(H) CM - PALLET 110X98X162(H) CM / Q* 3PCS

WEED BRUSH

OPERATION	quick-connect brush plate Ø 60 cm
WORK WIDTH	60 cm
ADJUSTMENTS	<ul style="list-style-type: none"> • work height • lateral ±90° • plate inclination 0°-2.5°-5°-7°
TRANSPORT WHEELS	single pivoting
OTHER	5 sets of interchangeable brushes
NET WEIGHT	71 kg
DIMENSION	93x104x62(h) cm



 **G.WEIGHT 85 KG - PACKAGING 109X97X54(H) CM - PALLET 110X98X162(H) CM / Q* 3PCS**




BRISTLE SET IRON FLAT
plate + flat bristles to be assembled on flange (not included)



BRISTLE SET IN THICK IRON
8 bundles to be assembled on plate and flange (not included)



BRISTLE SET PLASTIC
plate + plastic bristles to be assembled on flange (not included)



BRISTLE SET IN MIXED IRON
4+4 bundles to be assembled on plate and flange (not included)



BRISTLE SET IN IRON FINE
8 bundles to be assembled on plate and flange (not included)

4 SEASONS

P130

multi tool

CUTTING BAR

OPERATION	double-blade cutting system ESMww wide bar portal movement
WORK WIDTH	140 cm
ADJUSTMENTS	cutting height via skids 3<->6 cm
TRANSPORT WHEELS	two swivel wheels with quick coupler
OTHER	professional BIDOUX blade change system
NET WEIGHT	88.5 kg
DIMENSION	153x120x53(h) cm



TRANSPORT WHEELS

QUICK-CHANGE BLADE

 G.WEIGHT 122 KG - PACKAGING 158X130X43(H) CM - PALLET 158X130X86(H) CM / Q* 2PCS

HAY RAKE

OPERATION	8 combs on belt 2 pairs of tines for combs
WORK WIDTH	120<->155 cm
ADJUSTMENTS	work height via front wheels
TRANSPORT WHEELS	rubber, pivoting
OTHER	hay holder strip for adjustable rake
NET WEIGHT	115 kg
DIMENSION	156x126x102(h) cm



HAY HOLDER STRIP


ADJUSTABLE SWIVEL WHEELS

 G.WEIGHT 125 KG - PACKAGING 157X80X102(H) CM - PALLET 152X81X230(H) CM / Q*2PCS

SNOW BLADE

OPERATION	front blade with rubber strip
WORK WIDTH	120 cm
ADJUSTMENTS	<ul style="list-style-type: none"> adjustable work height by means of skids lateral $\pm 30^\circ$
TRANSPORT WHEELS	-
OTHER	shock-proof rubber protection
NET WEIGHT	53 kg
DIMENSION	119x161x134(h) cm



 **G.WEIGHT 55 KG - PACKAGING 120X58X48(H) CM - PALLET 110X120X205(H) CM / Q* 8PCS**

SNOW THROWER

OPERATION	double stage with rotor \varnothing 40 cm icebreaker rotavators
WORK WIDTH	90 cm
ADJUSTMENTS	<ul style="list-style-type: none"> work height 0 - 6 cm snow deflector 90° cm adjustable ejection flue
TRANSPORT WHEELS	side slides
OTHER	<ul style="list-style-type: none"> control extension rod flue cleaner pipe
NET WEIGHT	130 kg
DIMENSION	91.5x161x143(h) cm



 **G.WEIGHT 162 KG - PACKAGING 109X97X54(H) CM - PALLET 110X98X162(H) CM / Q* 3PCS**