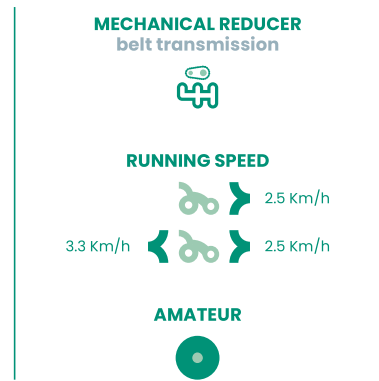


4 SEASONS

# Minieffe

multi tool



## Minieffe

|                            |  |   |   |  |   |
|----------------------------|--|---|---|--|---|
| <b>ENGINE</b>              | B&S<br>450 E series<br>125 cc<br>1.8 kW<br>Petrol  | B&S<br>625 EXi series<br>150 cc<br>2.3 kW<br>Petrol | Euro<br>196.ohv<br>196 cc<br>3.8 kW<br>Petrol | Euro<br>R200.ohv<br>200 cc<br>3.5 kW<br>Petrol | Honda<br>GCV170<br>166 cc<br>3.6 kW<br>Petrol |
| <b>STARTER</b>             | recoil   |   |   |  |   |
| <b>HANDLEBAR</b>           | vertically adjustable  |   |   |  |   |
| <b>TRANSMISSION</b>        | endless screw in oil bath and belt   |   |   |  |   |
| <b>GEARS</b>               | forward gear   | forward gear,<br>optional reverse<br>gear           | forward gear,<br>optional reverse<br>gear     | forward gear,<br>optional reverse<br>gear      | forward, reverse<br>gear                      |
| <b>PTO</b>                 | vertical with belt   |   |   |  |   |
| <b>SLOPE<br/>ENGINE</b>    | -  |   |   |  |   |
| <b>STEERING<br/>SYSTEM</b> | -  |   |   |  |   |
| <b>DRIVE WHEELS</b>        | tyres, tractor profile 13x5,00-6" (minieffe one-gear)<br>puncture-proof, tractor profile 13x6,00-6" (minieffe reverse) |   |   |  |   |
| <b>NET WEIGHT</b>          | 36.5 kg  | 41 kg   | 42 kg   | 39 kg  | 40 kg   |
| <b>DIMENSIONS</b>          | 65x105x100(h)  |   |   |  |   |

|  |                  |                            |
|--|------------------|----------------------------|
|  | <b>GR.WEIGHT</b> | 40.5-45-44 KG              |
|  | <b>PACKAGING</b> | 80X59X57(H) CM             |
|  | <b>PALLET</b>    | 80X120X240(H) CM / Q* 8PCS |



**TOOL LEVER**  
sheet metal pressure  
coupling with integrated  
safety system



**TRACTION LEVERS**  
belt forward and reverse  
(optional)



**HANDLEBAR**  
laterally adjustable



**DRIVIN WHEELS**  
tractor profile  
ver. mono - 13x5,00-6"  
ver. reverse - 13x6,00-6"



**AS STANDARD**



**OPTIONAL**



**PATENTED**

4 SEASONS


# Minieffe

multi tool

## GRASSLAND MOWER CLASSIC

\*cannot be used with B&S450 engine

|                         |                            |
|-------------------------|----------------------------|
| <b>OPERATION</b>        | mowing single blade        |
| <b>WORK WIDTH</b>       | 53 cm                      |
| <b>ADJUSTMENTS</b>      | cutting height 5–8–10.5 cm |
| <b>TRANSPORT WHEELS</b> | skids                      |
| <b>OTHER</b>            | -                          |
| <b>PNET</b>             | 22 kg                      |
| <b>DIMENSION</b>        | 61.5x95x35(h) cm           |

 PLOR 25.5 KG - IMBALLO 88X26X63(H) CM - PALLET 90X120X252(H) CM / Q\* 12PZ



CLASSIC MOWING  
BLADE

## GRASSLAND MOWER PRO

\*cannot be used with B&S450 engine

|                         |  |
|-------------------------|--|
| <b>OPERATION</b>        | 4 floating knives                          |
| <b>WORK WIDTH</b>       | 53 cm                                      |
| <b>ADJUSTMENTS</b>      | cutting height 5–8–10.5 cm                 |
| <b>TRANSPORT WHEELS</b> | skids                                      |
| <b>OTHER</b>            | cutting height adjustment on the handlebar |
| <b>PNET</b>             | 25 kg                                      |
| <b>DIMENSION</b>        | 96x61.5x35(h) cm                           |

 G.WEIGHT 27 KG - PACKAGING 93.5X71.5X44.5(H) CM - PALLET 92X70X210(H) CM /



4 FLOATING  
KNIVES

## NEW! GRASSLAND MOWER PRO V2

\*cannot be used with B&S450 engine

|                         |  |
|-------------------------|--|
| <b>OPERATION</b>        | 4 floating knives                          |
| <b>WORK WIDTH</b>       | 53 cm                                      |
| <b>ADJUSTMENTS</b>      | cutting height 5–8–10.5 cm                 |
| <b>TRANSPORT WHEELS</b> | front pivoting wheels with blocking system |
| <b>OTHER</b>            | cutting height adjustment on the handlebar |
| <b>PNET</b>             | 25 kg                                      |
| <b>DIMENSION</b>        | 96x61.5x35(h) cm                           |

 G.WEIGHT 27 KG - PACKAGING 93.5X71.5X44.5(H) CM - PALLET 92X70X210(H) CM /





4 FLOATING  
KNIVES

## BRUSH CUTTER


\*cannot be used with engine B&S450

|                         |  |
|-------------------------|--|
| <b>OPERATION</b>        | self-winding head<br>wire Ø3 mm with 4 outputs (20-35mm)<br>capacity: 2 x 7m rolls   |
| <b>WORK WIDTH</b>       | 60 cm  |
| <b>ADJUSTMENTS</b>      | <ul style="list-style-type: none"> <li>plate inclination 0-6°</li> <li>lateral to fixed positions:<br/>0° - 15° - 30° - 45°</li> </ul> |
| <b>TRANSPORT WHEELS</b> | -  |
| <b>OTHER</b>            | <ul style="list-style-type: none"> <li>handlebar control for wire extension</li> <li>protective walls</li> </ul>                       |
| <b>NET WEIGHT</b>       | 23 kg  |
| <b>DIMENSION</b>        | 86x62x39(h) cm   |




 **G. WEIGHT 26 KG - PACKAGING 73X71X42(H) CM - PALLET 80X120X225(H) CM / Q\* 5PCS**

## CUTTING BAR

|                         |   |
|-------------------------|---|
| <b>OPERATION</b>        |  single-blade movement<br>fixed lower blade<br>oscillating upper blade |
| <b>WORK WIDTH</b>       | 87 cm   |
| <b>ADJUSTMENTS</b>      | -   |
| <b>TRANSPORT WHEELS</b> | -   |
| <b>OTHER</b>            | self-greasing head  |
| <b>NET WEIGHT</b>       | 18 kg   |
| <b>DIMENSION</b>        | 53x93x30(h) cm  |



 **G. WEIGHT 18 KG - PACKAGING 40X88X28(H) CM -PALLET 90X120X202(H) CM -Q\* 18PCS**

4 SEASONS


# Minieffe

multi tool

## ROTARY SCYTHE

\*cannot be used with B&S450 engine


|                         |                                |
|-------------------------|--------------------------------|
| <b>OPERATION</b>        | 4 retractable pivoting blades  |
| <b>WORK WIDTH</b>       | 57 cm                          |
| <b>ADJUSTMENTS</b>      | fixed cutting height at 3.2 cm |
| <b>TRANSPORT WHEELS</b> | -                              |
| <b>OTHER</b>            | rake kit (optional)            |
| <b>NET WEIGHT</b>       | 25 kg                          |
| <b>DIMENSION</b>        | 76x64x45(h) cm                 |

 G. WEIGHT 27 KG - PACKAGING 70X60X37(H) CM - PALLET 80X120X197(H) CM / Q\* 10PCS



## SNOW BLADE

|                         |   |
|-------------------------|---|
| <b>OPERATION</b>        | adjustable blade with front attachment  |
| <b>WORK WIDTH</b>       | 85 cm   |
| <b>ADJUSTMENTS</b>      | <ul style="list-style-type: none"><li>• height 0-2 cm</li><li>• lateral <math>\pm 30^\circ</math></li></ul> |
| <b>TRANSPORT WHEELS</b> | -   |
| <b>OTHER</b>            | shock-proof rubber  |
| <b>NET WEIGHT</b>       | 18 kg   |
| <b>DIMENSION</b>        | 85x93x96(h) cm  |

 G. WEIGHT 20 KG - PACKAGING 88X31X47(H) CM - PALLET 90X120X196(H) CM - Q\* 16PCS



## BRUSH

|                         |  |
|-------------------------|--|
| <b>OPERATION</b>        | horizontal brush<br>Ø30 cm polypropylene |
| <b>WORK WIDTH</b>       | 105 cm                                   |
| <b>ADJUSTMENTS</b>      | lateral ±25°                             |
| <b>TRANSPORT WHEELS</b> | -  |
| <b>OTHER</b>            | -  |
| <b>NET WEIGHT</b>       | 36 kg                                    |
| <b>DIMENSION</b>        | 86x105x100(h) cm                         |



SIDE ADJUSTABLE  
BRUSH



 G. WEIGHT 40 KG - PACKAGING 108X64X43(H) CM -PALLET 120X80X237(H) CM -Q\* 5PCS

## COLLECTION BRUSH

|                         |  |
|-------------------------|--|
| <b>OPERATION</b>        | horizontal brush<br>Ø30 cm polypropylene |
| <b>WORK WIDTH</b>       | 88 cm                                    |
| <b>ADJUSTMENTS</b>      | lateral ±25°                             |
| <b>TRANSPORT WHEELS</b> | rubber pivoting                          |
| <b>OTHER</b>            | removable holder                         |
| <b>NET WEIGHT</b>       | 40 kg                                    |
| <b>DIMENSION</b>        | 128x87x101(h) cm                         |



REMOVABLE  
HOLDER



 G. WEIGHT 46 KG - PACKAGING 100X87X44(H) CM -PALLET 120X90X240(H) CM -Q\* 5PCS